

PORT SIDE
STATISTICS



2019 | FIRST QUARTER REPORT

SUMMARY

The Saint Lucia Air and Sea Ports Authority (SLASPA) was created out of the merger of the St Lucia Ports Authority with the Airports Division of the Ministry of Communications and Works. This merger has created a unique position for the island by providing avenues to generate initiatives to maximize the assets held in its name and offer value-added services to its clientele. For more information, visit our website at www.slaspa.com...
Connecting People, Partners and The World

AIRPORTS

During the month of January 2019, the Hewanorra International Airport (HIA) facilitated a total of 1,852 Aircraft Movements, as compared to George F.L. Charles (GFLC) with 1,665 movements inclusive of international and domestic flights both landing and taking off. The months of February and March produced totals of 1,574 at HIA and 1,490 at GFLC in February and 1,924 at HIA and 1,714 at GFLC in March.

The total number of passengers embarked and disembarked at HIA was 73,171. This amount decreased to 70,455 in February but was met with an immediate increase to 79,762 in March. GFLC saw similar movements with a 15,595 total, moving to 14,411 in February and increasing to 16,401.

In January the total amount of cargo handled during that period at HIA measured 232,778 Kilograms (kg) but declined to 139,469 in February and 135,615 in March. George F.L. Charles facilitated 81,476 (kg) in January, increased to 82,164 (kg) in February and continued to 88,335 (kg) in March 2019.



QUICK FACT

JANUARY 1965 - Saint Lucian citizen Robinson Agard sailed around the world in a 33ft yacht called 'The Kulin'

CRUISE

Port Castries recorded a total of 79 cruise calls with 130,727 passengers embarking and disembarking in January with a decrease in calls and passengers to 64 and 99,338 in February. The month of March realised an increase of 81 calls and 131,991 passengers.

FERRY

The Ferry Terminal at Port Castries harbored 22 ferry visits with a total of 6,043 passengers embarking and disembarking. The calls continued to fluctuate between 21 in February and 22 in March with total passengers of 5,635 and 6,476 respectively.

CARGO

Cargo operations at Port Castries measured 40,664 tons whilst the Vieux Fort Seaport recorded a total of 12,476 tons, both inclusive of cargo landed and loaded. In February Castries cargo increased to 41,023 tons with Cargo at Vieux Fort also increasing to 18,495 tons. March showed an increase to 41,870 tons but decreased in Vieux Fort to 10,314 tons.

CONTAINERS

Container traffic in Castries measured in Twenty Foot Equivalent Units (TEUS) were 3,257 units whilst Vieux Fort Seaport recorded a total of 30 units. February recorded 2,547 in Castries and 49 in Vieux Fort. March brought about an increase in Castries to 2,664 TEU's whereas there was no activity in Port Vieux Fort.

YACHTING

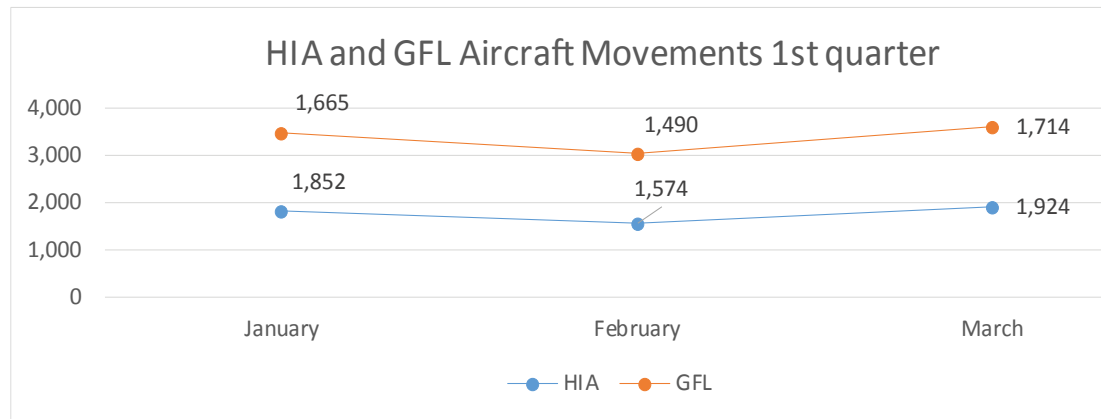
The total number of yachts amongst the three main yachting ports, Marigot, Rodney Bay and Soufriere was 1,071. These numbers housed the 7,508 persons who visited the island on those vessels. The totals in February increased to 1,082 calls and 8,668 yachting passengers. The increase went further in March with Yacht Calls reaching 1,185 coupled with another increase in passengers to 9,347.



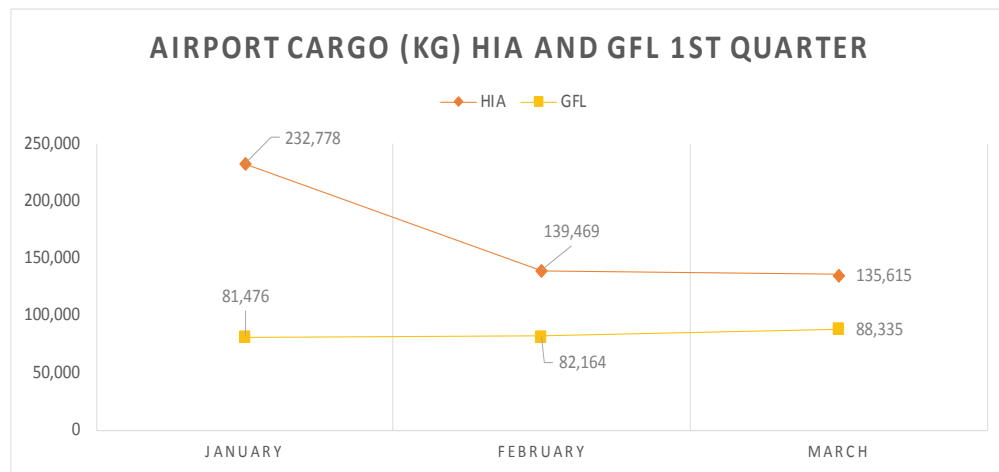
PORT SIDE STATISTICS

2019 FIRST QUARTER REPORT

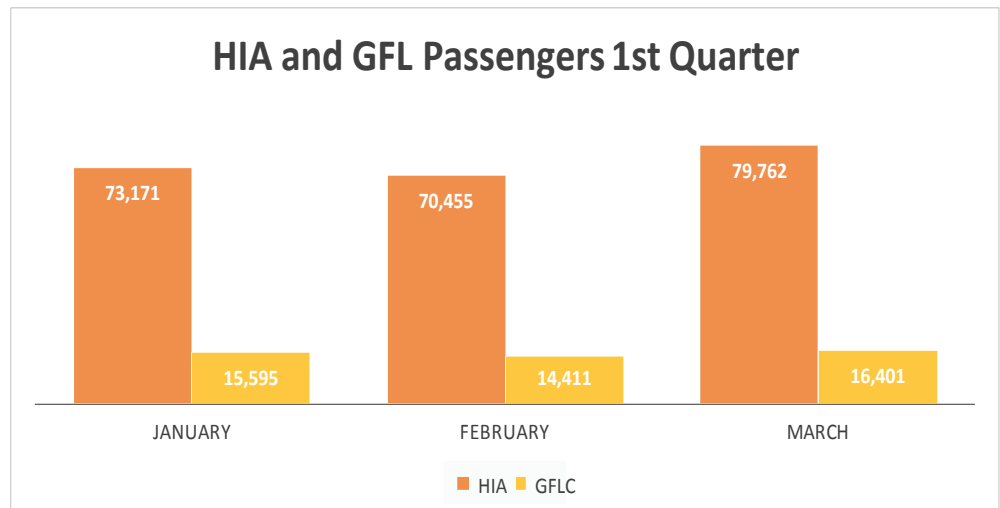
	HIA	GFLC
January	1,852	1,665
February	1,574	1,490
March	1,924	1,714



	HIA	GFLC
January	232,778	81,476
February	139,469	82,164
March	135,615	88,335



	HIA	GFLC
January	73,171	15,595
February	70,455	14,411
March	79,762	16,401

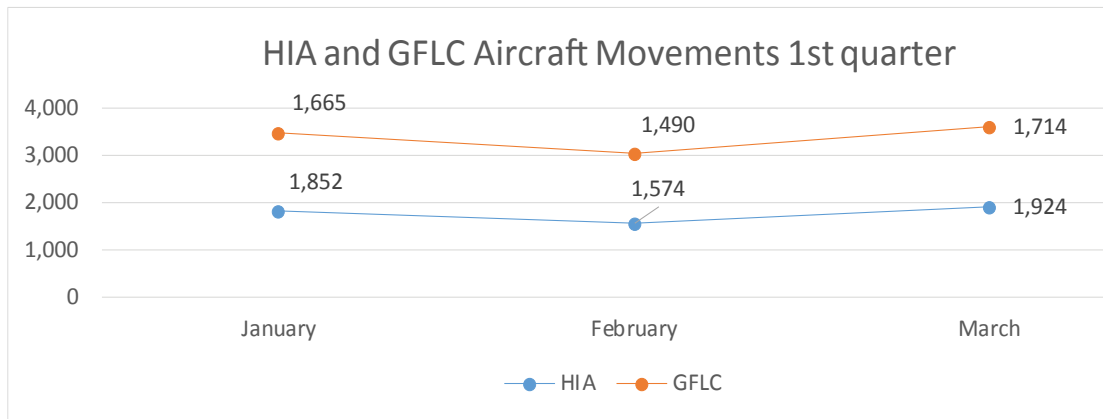




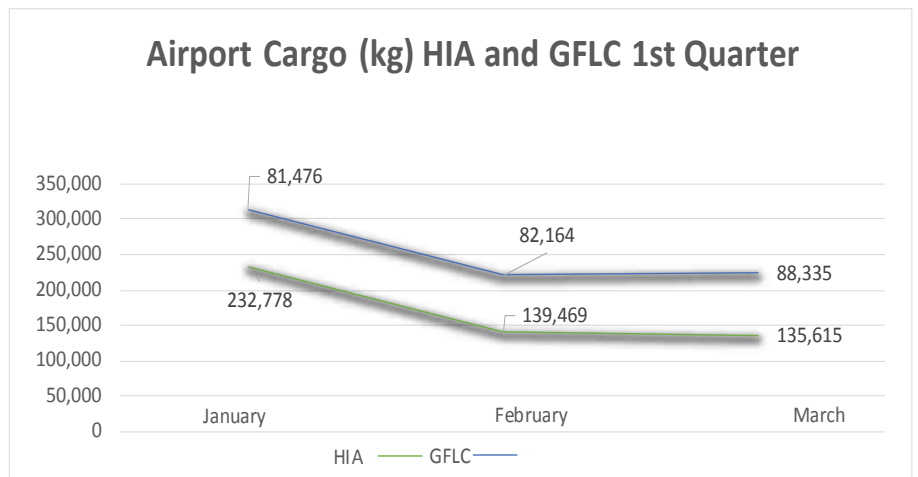
PORT SIDE STATISTICS

2019 FIRST QUARTER REPORT

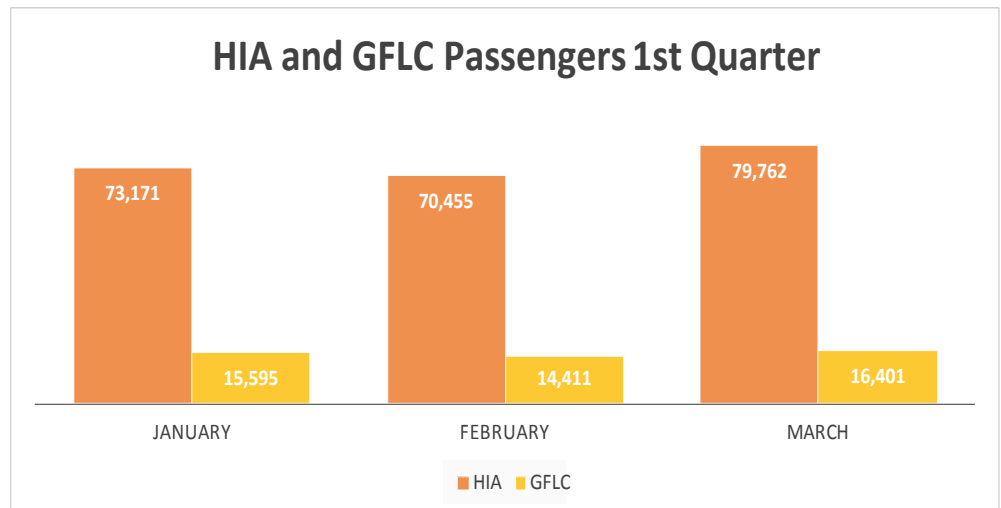
	HIA	GFLC
January	1,852	1,665
February	1,574	1,490
March	1,924	1,714



	HIA	GFLC
January	232,778	81,476
February	139,469	82,164
March	135,615	88,335



	HIA	GFLC
January	73,171	15,595
February	70,455	14,411
March	79,762	16,401





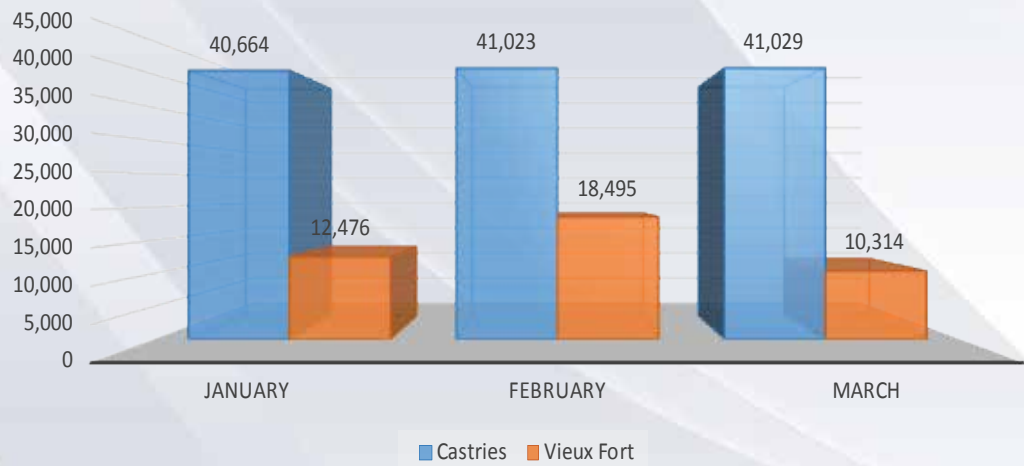
PORT SIDE

S T A T I S T I C S

2019 FIRST QUARTER REPORT

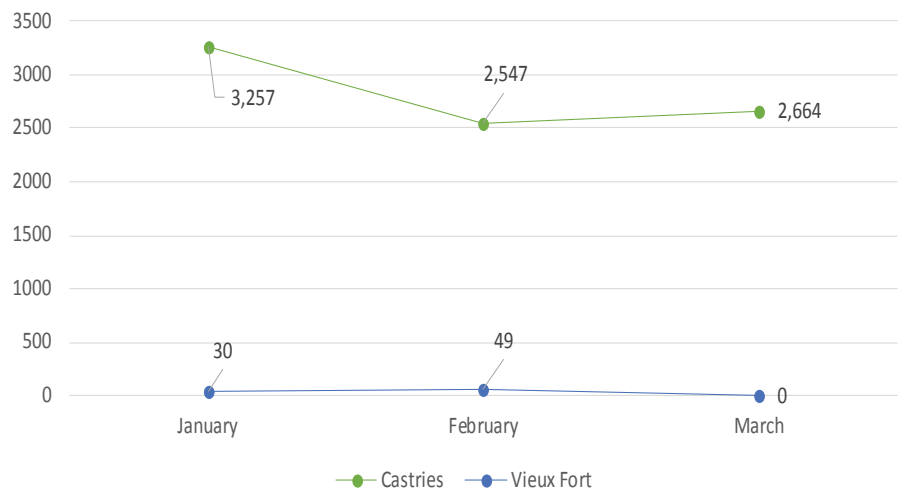
	Castries	Vieux Fort
January	40,664	12,476
February	41,023	18,495
March	41,029	10,314

Castries and Vieux Fort Seaport Cargo Tonnage



	Castries	Vieux Fort
January	3,257	30
February	2,547	49
March	2,664	0

Castries and Vieux Fort Seaport Container TEU s

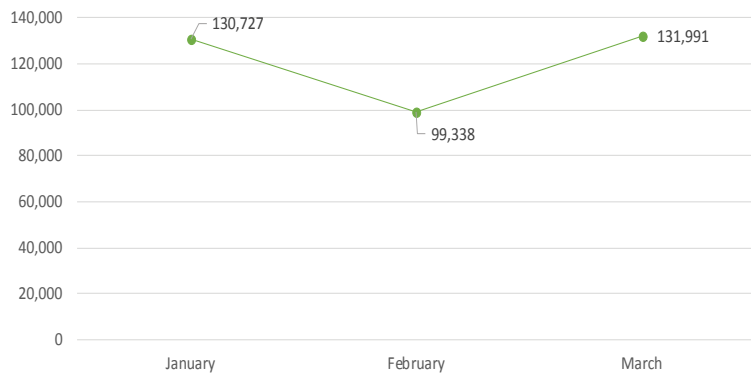




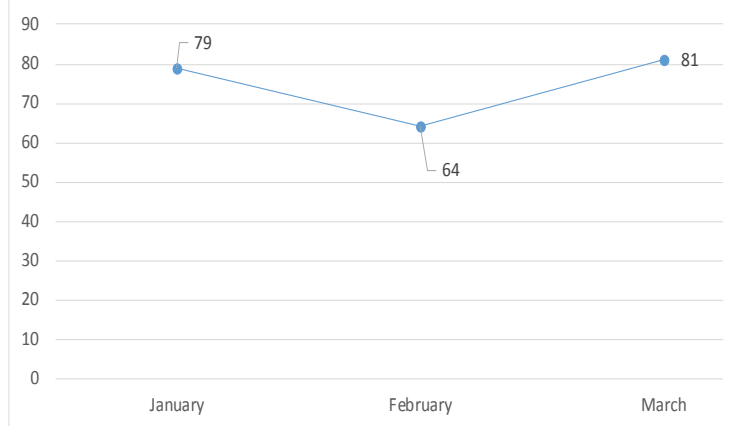
PORT SIDE STATISTICS

2019 FIRST QUARTER REPORT

Cruise Passengers



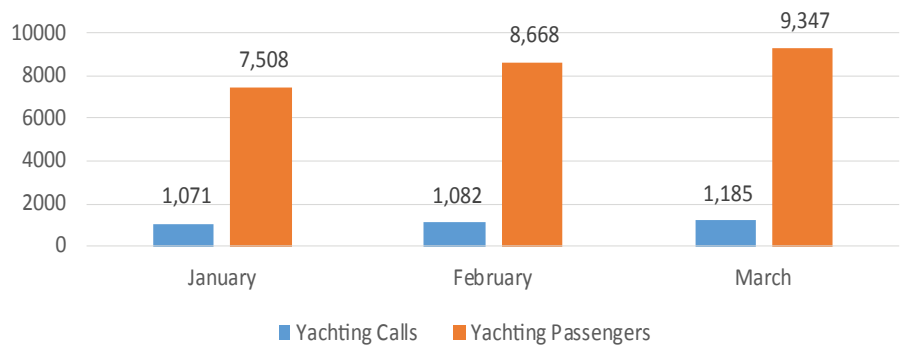
Cruise Calls



	Cruise Passengers			Cruise Calls
January	130,727			79
February	99,338			64
March	131,991			81

	Yachting Calls	Yachting Passengers
January	1,071	7,508
February	1,082	8,668
March	1,185	9,347

Yachting Calls and Passenger Totals



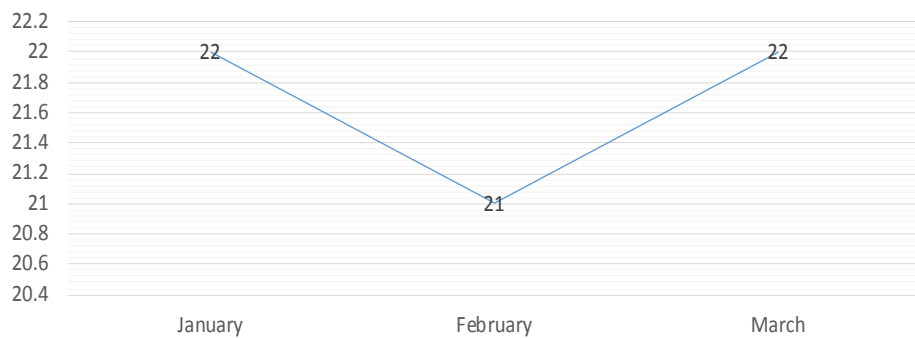


PORT SIDE

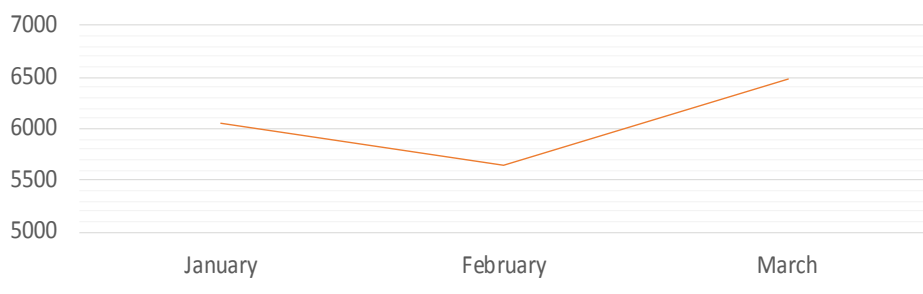
S T A T I S T I C S

2019 FIRST QUARTER REPORT

Ferry calls



Ferry Passengers



	Ferry Passengers
January	6,043
February	5,635
March	6,476